
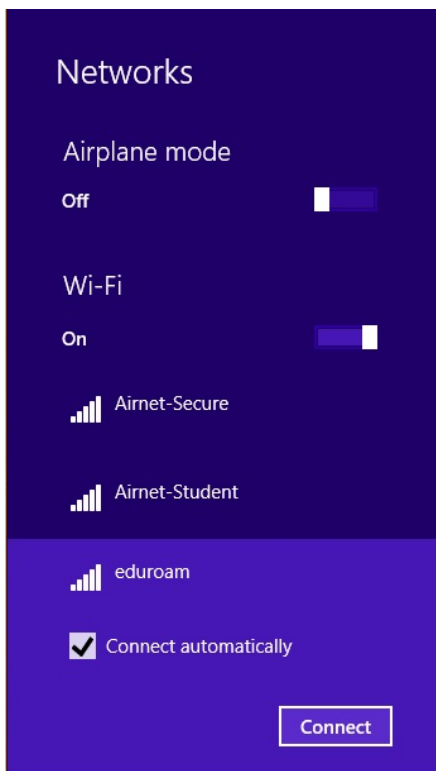


Joining eduroam on Windows 8

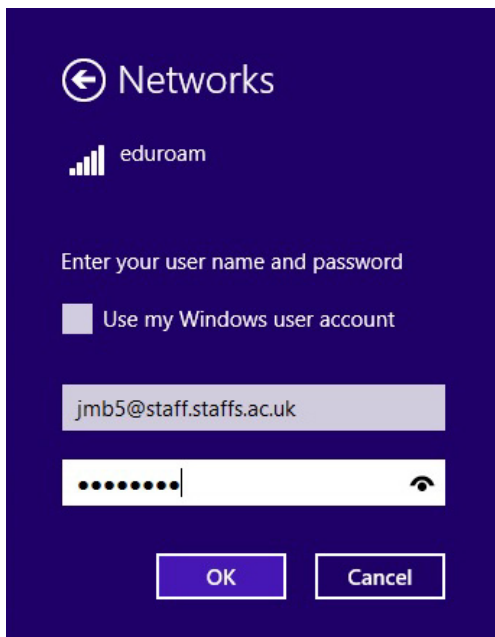
1. Navigate to the desktop and then click on the network icon in the system tray



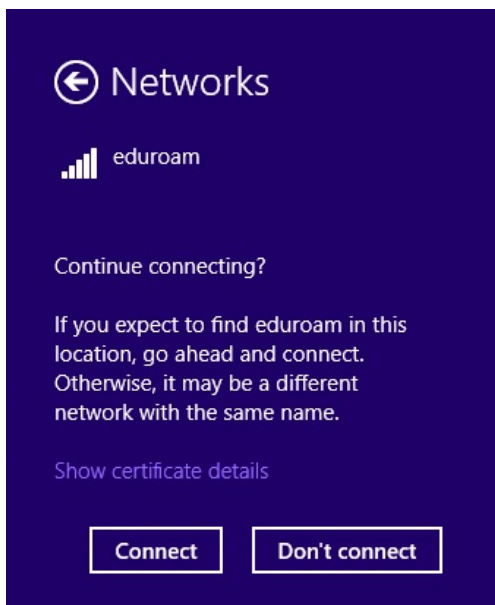
2. Select the eduroam Wi-Fi network and then click on **Connect**



3. Enter your username and password into the boxes provided
Staff need to use: **username@staff.staffs.ac.uk**
Students need to use: **username@student.staffs.ac.uk**
Your domain login password needs to go into the second box and then press OK.



4. At the certificate warning click **Connect**



5. You should then be connected and ready to use eduroam at Staffordshire University and partner institutions where eduroam is available without any further configuration.

